

# Using the Polynomial Approximation Algorithm in the Algorithm2 for Manipulator's Control in an Unknown Environment

Pavel K. Lopatin, and Artyom S. Yegorov

**Abstract**—The Algorithm2 for a n-link manipulator movement amidst arbitrary unknown static obstacles for a case when a sensor system supplies information about local neighborhoods of different points in the configuration space is presented. The Algorithm2 guarantees the reaching of a target position in a finite number of steps. The Algorithm2 is reduced to a finite number of calls of a subroutine for planning a trajectory in the presence of known forbidden states. The polynomial approximation algorithm which is used as the subroutine is presented. The results of the Algorithm2 implementation are given.

**Keywords**—Manipulator, trajectory planning, unknown obstacles.

## I. INTRODUCTION

IN contemporary society robots and manipulators are used in different spheres of life. Robot should be as autonomous as possible and should effectively operate in a natural environment.

In the beginning of the robotic era, robots operated in a workspace which was free of obstacles. Later the works dedicated to the invention of algorithms for the control of robots in the presence of obstacles began to appear. There are algorithms which guarantee finding a trajectory in the presence of known obstacles, if such trajectory exists [1, 4, 10]. Some authors use the artificial potential methods (see, for example, [2]). In this method a robot is represented by a point, regions in the workspace that are to be avoided are modeled by repulsive potentials and the region to which the robot is to move is modeled by an attractive potential. In a general situation there is no guarantee that a collision-free path will always be found, if one exists [1]. There are different graph searching methods [10] which find the trajectory avoiding obstacles (even an optimal one), if it exists. It is easier to use such methods in the case where we have full information about free and forbidden points before the beginning of the movement. A computer may then calculate a preliminary trajectory and after that the manipulator may realize this trajectory. But in case of unknown obstacles the manipulator has to investigate its environment and plan its trajectory simultaneously. Then the

difficulty arises that graph algorithms of route searching demand breadth searching, otherwise reaching the target configuration will not be guaranteed. But during breadth searching it is necessary to switch from one node  $\mathbf{q}$  to another node  $\mathbf{q}^*$  which may be not adjacent. Then the problem of the manipulator moving from  $\mathbf{q}$  to  $\mathbf{q}^*$  arises, and as a result the total sum of the manipulator's movements becomes very big [3]. It is also known that the "depth-first" algorithms do not guarantee reaching the goal [3].

Attempts of creating algorithms for robot control in presence of unknown obstacles were made. Most of them cover various two-dimensional cases [9].

In [9] the algorithm for the control of manipulators in the presence of unknown obstacles in three-dimensional space is given. Though this algorithm guarantees reaching a target position, it has such a limitation that the manipulator should not have more than three degrees of freedom.

In [11] the n-dimensional case is considered. The algorithm is based on the solution of the system of nonlinear equations using the Newton method and therefore it cannot guarantee reaching a target position.

In [4] algorithms for moving a robot in the presence of uncertainty (including cases of unknown environment) are considered. The algorithms are based on the sequential decision theory. In general case the algorithms do not guarantee reaching the goal. In cases when the algorithms use searching on a graph the above mentioned difficulty arises connected with multiple mechanical movements.

## II. TASK FORMULATION AND ALGORITHM

### A. Preliminary Information

We will consider manipulators which consist of n rigid bodies (called links) connected in series by either revolute or sliding joints [5]. We must take into account that because of manipulator's constructive limitations the resulting trajectory  $\mathbf{q}(t)$  must satisfy the set of inequalities

$$\mathbf{a}^1 \leq \mathbf{q}(t) \leq \mathbf{a}^2 \quad (1)$$

for every time moment, where  $\mathbf{a}^1$  is the vector of lower limitations on the values of generalized coordinates comprising  $\mathbf{q}(t)$ , and  $\mathbf{a}^2$  is the vector of higher limitations.

The points satisfying the inequalities (1) comprise a hyperparallelepiped  $\mathbf{X}$  in the generalized coordinate space. We will consider all points in the generalized coordinate space which do not satisfy the inequalities (1) as forbidden.

We will have to move the manipulator from a start configuration  $\mathbf{q}^0=(q_1^0, q_2^0, \dots, q_n^0)$  to a target configuration

Manuscript received May 3, 2007. This work was supported by the Russian Foundation for Basic Research, grant №05-08-01199a.

P. K. Lopatin is with the Department of Informatics and Computing Techniques, Siberian State aerospace university named after academician M.F.Reshetnev, Krasnoyarsk, 660014, Russia (phone: (7)(3912)91-92-41, e-mail: pavel-lopatin@yandex.ru).

A. S. Yegorov is with the Department of System Analysis, Siberian State aerospace university named after academician M.F.Reshetnev, Krasnoyarsk, 660014, Russia (e-mail: earts@yandex.ru).

$\mathbf{q}^T=(q_1^T, q_2^T, \dots, q_n^T)$ . In our case the manipulator will have to move amidst unknown obstacles. If in a configuration  $\mathbf{q}$  the manipulator has at least one common point with any obstacle then the point  $\mathbf{q}$  in the configuration space will be considered as forbidden. If the manipulator in  $\mathbf{q}$  has no common points with any obstacle then the  $\mathbf{q}$  will be considered as allowed.

So, in our problem a manipulator will be represented as a point which will have to move in the hyperparallelepiped (1) from  $\mathbf{q}^0$  to  $\mathbf{q}^T$  and the trajectory of this point should not intersect with the forbidden points.

### B. Preliminary Considerations

Let us make the following considerations:

- 1) The disposition, shapes and dimensions of the obstacles do not change during the whole period of the manipulator movement;
- 2) It is known in advance, that the target configuration is reachable (that is, we know that in the generalized coordinates space it is possible to find a line connecting  $\mathbf{q}^0$  and  $\mathbf{q}^T$ , and that this line will not intersect with any forbidden point);
- 3) The manipulator has a sensor system which may supply information about  $r$ -neighborhoods of points  $\mathbf{q}^i \in \mathbf{X}$ ,  $i=0, 1, \dots, N$ , where  $N$  – is a finite number, defined by the sensor system structure and the conditions of its functioning. The  $r$ -neighborhood of a point  $\mathbf{q}^i$  is a hyperball with a center in the  $\mathbf{q}^i$  and with a radius  $r>0$ . Let us define  $Y(\mathbf{q}^i)$  the set of all points comprising the  $r$ -neighborhood of the point  $\mathbf{q}^i$ . The words «supplies information about the  $r$ -neighborhood of a point  $\mathbf{q}^i$ » mean, that the sensor system tells about every point from the  $Y(\mathbf{q}^i)$  whether this point is allowed or forbidden. The sensor system writes all forbidden points from the  $Y(\mathbf{q}^i)$  into a set  $Q(\mathbf{q}^i)$ , and all allowed points from the  $Y(\mathbf{q}^i)$  the sensor system writes into a set  $Z(\mathbf{q}^i)$ . The sets  $Y(\mathbf{q}^i)$ ,  $Q(\mathbf{q}^i)$ ,  $Z(\mathbf{q}^i)$  may be written using one of such methods like using formulas, lists, tables and so on, but we suppose that we have such method. We will not consider the sensor system structure.

We want to pay attention that in our previous publications [6, 8] it was supposed that the sensor system was able to supply information only about  $Y(\mathbf{q})$ , where  $\mathbf{q}$  was a current configuration of the manipulator. In the Algorithm2 given in this article we suppose that the sensor system may supply information about the  $r$ -neighborhoods of multiple points  $\mathbf{q}^i$ , whose number is defined by the sensor system structure and the conditions of its functioning.

An  $r$ -neighborhood of  $\mathbf{q}$  with the sets  $Z(\mathbf{q})$  and  $Q(\mathbf{q})$  may look as follows (Fig. 1). Note that the sets  $Z(\mathbf{q})$  and  $Q(\mathbf{q})$  may be not continuous.

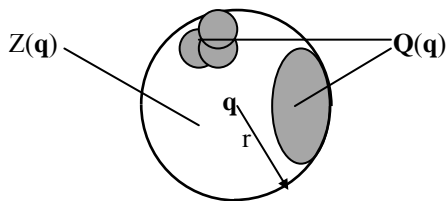


Fig. 1 An example of the  $r$ -neighborhood

The considerations 1)-4) cover wide range of manipulators' applications.

### C. The Algorithm2 for Manipulators' Control in the Unknown Environment

We will denote the points where generation of a new trajectory occurs as  $\mathbf{q}^n$ ,  $n=0, 1, 2, \dots$ . We will call such points «trajectory changing points». Before the algorithm work  $n=0$  and  $\mathbf{q}^n = \mathbf{q}^0$ .

STEP 1. The manipulator is in a point  $\mathbf{q}^n$ ,  $n=0, 1, 2, \dots$ , and its sensor system supplies information about the  $r$ -neighborhood of the  $\mathbf{q}^n$ , and about the  $r$ -neighborhoods of points  $\mathbf{y}^j$ ,  $j=0, 1, \dots, N_n$ ,  $\mathbf{y}^j \in \mathbf{X}$  for every  $j=0, 1, \dots, N_n$ ,  $N_n$  – is a known finite number.  $\mathbf{y}^j$ ,  $j=0, 1, \dots, N_n$  and the  $N_n$  are generally speaking different for every  $n$  and are told on every  $n$  to the sensor system before start of the sensor system functioning. So the sensor system supplies information about the  $Q(\mathbf{q}^n)$  and about the set

$$QS_n = \bigcup_{j=0}^{N_n} Q(\mathbf{y}^j). \quad (2)$$

After that the manipulator generates in the configuration space a preliminary trajectory  $L(\mathbf{q}^n, \mathbf{q}^T)$ . The  $L(\mathbf{q}^n, \mathbf{q}^T)$  should satisfy the following conditions: I) connect the  $\mathbf{q}^n$  and the  $\mathbf{q}^T$ ; II) no point from the  $L(\mathbf{q}^n, \mathbf{q}^T)$  coincides with

any point from the sets  $\bigcup_{i=0}^n Q(\mathbf{x}^i)$  and  $\bigcup_{i=0}^n QS_i$ , in other

words the preliminary trajectory should not intersect with any known forbidden point; III) satisfy the conditions (1).

The manipulator starts to follow the  $L(\mathbf{q}^n, \mathbf{q}^T)$ . The algorithm goes to STEP 2.

STEP 2. While following the  $L(\mathbf{q}^n, \mathbf{q}^T)$  two results may happen:

- a) the manipulator will not meet forbidden points unknown earlier and therefore will reach the  $\mathbf{q}^T$ . Upon the reaching of the  $\mathbf{q}^T$  the algorithm terminates its work;
- b) the manipulator will come to such a point (making at first operation  $n=n+1$ , let us define it  $\mathbf{q}^n$ ,  $n=1, 2, \dots$ ), that the next point of the preliminary trajectory is forbidden. The algorithm goes to STEP 1.

### D. Theorem

If the manipulator moves according to the Algorithm2 it will reach the target configuration in a finite number of steps.

**Proof** is given in [7].

## III. USING THE POLYNOMIAL APPROXIMATION ALGORITHM AS A SUBROUTINE IN THE ALGORITHM2

### A. Reducing the Algorithm2 to a Finite Number Calls of a Subroutine for a Trajectory Planning in Known Environment

Every time when the manipulator generates a new trajectory according to the STEP 1 of the Algorithm2, two cases may happen: either the manipulator will not meet an obstacle and therefore it will reach the  $\mathbf{q}^T$  in a finite number of steps (because the length of the trajectory is finite) or the manipulator will meet an unknown obstacle and will have to plan a new trajectory. In [7] it is proved that the number of cases when the manipulator will have to plan a new

trajectory according to the STEP 1 will be finite. Therefore, in the Algorithm2 the problem of a manipulator control in the presence of unknown obstacles is reduced to the solution of a finite number tasks of trajectory planning in the presence of known forbidden states. In other words, the Algorithm2 will make a finite number of calls of a subroutine which will solve the problem stated in STEP 1. In the rest of the article we will call this subroutine the SUBROUTINE. We took the polynomial approximation algorithm as algorithm for the SUBROUTINE.

### B. Polynomial Approximation Algorithm

Denote the components of vector-function  $\mathbf{q}(t)$  as  $q_1, q_2, \dots, q^n$ . Write down the restrictions using new variables:

$$q_j(0) = q_j^0, \quad q_j(1) = q_j^T, \quad j = \overline{1, n}. \quad (3)$$

$$q_j^L \leq q_j(t) \leq q_j^H, \quad j = \overline{1, n}. \quad (4)$$

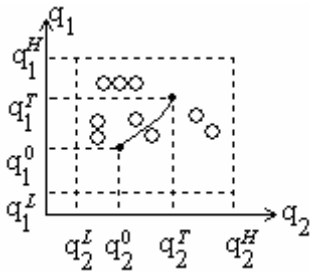


Fig. 2 Configuration space

Specify the obstacles by hyperspheres with centers  $(q_{m1}^p, q_{m2}^p, \dots, q_{mn}^p)$  and radius  $r = \frac{\Delta q}{2} \cdot 1.1$ , where  $q_{mi}^p$  correspond to the components of vectors  $\mathbf{p}_m$ ,  $m = 1, 2, \dots, M$ . The value of the radius  $r$  is chosen so that if two obstacles are located on neighbor nodes of the grid and their centers differ only in one component, the corresponding hyperspheres intersect. Otherwise the hyperspheres don't intersect. Then the requirement of obstacles avoiding trajectory can be written as follow:

$$\sum_{i=1}^n (q_i(t) - q_{mi}^p)^2 \geq r^2 \quad \forall t \in [0; 1], \quad m = 1, 2, \dots, M. \quad (5)$$

The left part of this inequality is squared distance between the trajectory point at moment  $t$  and the center of the  $m$ -th obstacle.

We will search the trajectory in the form of polynomials of some order  $s$ :

$$q_j(t) = \sum_{i=0}^s c_{ji} t^i, \quad j = \overline{1, n} \quad (6)$$

Here  $c_{ji}$  are unknown coefficients.

Substitute  $t = 0$  and  $t = 1$  in (6):

$$q_j(0) = c_{j0} + c_{j1} \cdot 0 + c_{j2} \cdot 0^2 + \dots + c_{js} \cdot 0^s = c_{j0}$$

$$q_j(1) = c_{j0} + c_{j1} \cdot 1 + c_{j2} \cdot 1^2 + \dots + c_{js} \cdot 1^s = c_{j0} + \sum_{i=1}^s c_{ji}$$

$j = \overline{1, n}$

Taking into account requirements (3):

$$c_{j0} = q_j^0. \quad (7)$$

$$\sum_{i=1}^s c_{ji} = q_j^T - q_j^0. \quad (8)$$

$j = \overline{1, n}$

Divide duration  $[0; 1]$  into  $K+1$  pieces by  $K$  intermediate points  $t_1, t_2, \dots, t_K$ . Then the requirements (4) and (5) will be as follow:

$$\sum_{i=0}^s c_{ji} t_k^i \geq q_j^L, \quad j = \overline{1, n}$$

$$\sum_{i=0}^s c_{ji} t_k^i \leq q_j^H, \quad j = \overline{1, n} \quad (9)$$

$$\sum_{j=1}^n \left( \sum_{i=0}^s c_{ji} t_k^i - q_{mj}^p \right)^2 \geq r^2,$$

$$m = 1, 2, \dots, M, \quad k = 1, 2, \dots, K.$$

Thus, it is necessary to find such coefficients  $c_{ji}$  ( $j = \overline{1, n}, i = \overline{1, s}$ ) which satisfy the system of equations (7), (8) and inequalities (9). Obviously, the coefficients  $c_{j0}$  are easily found from the equations (7). Express the coefficients  $c_{js}$  from the equations (8):

$$c_{js} = q_j^T - q_j^0 - \sum_{i=1}^{s-1} c_{ji}, \quad j = \overline{1, n}.$$

Substitute  $c_{j0}$  and  $c_{js}$  in (9):

$$q_j^0 + \sum_{i=1}^{s-1} c_{ji} t_k^i + (q_j^T - q_j^0 - \sum_{i=1}^{s-1} c_{ji}) t_k^s \geq q_j^L,$$

$$q_j^0 + \sum_{i=1}^{s-1} c_{ji} t_k^i + (q_j^T - q_j^0 - \sum_{i=1}^{s-1} c_{ji}) t_k^s \leq q_j^H, \quad j = \overline{1, n}, \quad (10)$$

$$\sum_{j=1}^n \left[ q_j^0 + \sum_{i=1}^{s-1} c_{ji} t_k^i + (q_j^T - q_j^0 - \sum_{i=1}^{s-1} c_{ji}) t_k^s - q_{mj}^p \right]^2 \geq r^2,$$

$$m = 1, 2, \dots, M, \quad k = 1, 2, \dots, K.$$

Thus, it is necessary to solve the system of  $(M + 2n) \cdot K$  nonlinear inequalities. Let's reduce this problem to the function optimization problem.

Denote the vector of coefficients  $(c_{1,1}, c_{1,2}, \dots, c_{1,s-1}, c_{2,1}, c_{2,2}, \dots, c_{2,s-1}, \dots, c_{n,1}, c_{1,2}, \dots, c_{n,s-1})$  as  $C$ . The following functions define the trajectory point for the vector of coefficients  $C$  at the moment  $t$ :

$$L_j(C, t) = q_j^0 + \sum_{i=1}^{s-1} c_{ji} t^i + (q_j^T - q_j^0 - \sum_{i=1}^{s-1} c_{ji}) t^s.$$

The following functions correspond to the inequalities of the system (9), they show the violation of upper and lower bounds and the intersection with the obstacles of trajectory at the moment  $t$ :

$$E_L(C, t) = \sum_{j=1}^n I(L_j(C, t) - q_j^L),$$

$$E_H(C, t) = \sum_{j=1}^n I(q_j^H - L_j(C, t)),$$

$$E_P(C, t) = \sum_{m=1}^M I \left[ \sum_{j=1}^n (L_j(C, t) - q_{mj}^p)^2 - r^2 \right],$$

$$I(z) = \begin{cases} z, & \text{if } z < 0, \\ 0, & \text{if } z \geq 0. \end{cases}$$

Because of using of the operator  $I$ , the items in the above functions are negative only if corresponding restrictions are violated. The more violation of the restriction, the more the value of the function. If particular restriction is not violated, the corresponding function element is zero. In any case, values of functions can't be positive.

Join all restrictions into single function (taking into account all discrete moments except  $t = 0$  and  $t = 1$ ):

$$E(C) = \sum_{k=1}^K [E_L(C, t_k) + E_H(C, t_k) + E_P(C, t_k)].$$

Thus,  $E(C)$  takes negative values if at least one restriction is violated and becomes zero otherwise, that is if the vector  $C$  satisfies all the inequalities of the system (10). Since function  $E(C)$  is multiextremal, the genetic algorithm is used to find the desired vector.

### C. Optimization of the Restriction Function Using Genetic Algorithm

Genetic algorithm is based on collective training process inside the population of individuals, each representing search space point. In our case search space is space of vectors  $C$ . Encoding of vector in the individual is made as follows. Each vector component is assigned the interval of values possessed by this component. The interval is divided into a quantity of discrete points. Thus, each vector component value is associated with corresponding point index. The sequence of these indexes made up the individual.

The algorithm scheme:

1. Generate an initial population randomly. The size of population is  $N$ .
2. Calculate fitness values of the individuals.
3. Select individuals to the intermediate population.
4. With probability  $P_C$  perform crossover of two individuals randomly chosen from the intermediate population and put it into new population; and with probability  $1 - P_C$  perform reproduction – copy the individual randomly chosen from intermediate population to new population.
5. If size of new population is less than  $N$ , go to Step 4.
6. With given mutation probability  $P_M$  invert each bit of each individual from new population.
7. If required number of generations is not reached go to Step 2.

The individual fitness value is approximation error taken with reverse sign. On the third step the tournament selection is used: during the selection the  $N$  tournaments are carried out among  $m$  randomly chosen individuals ( $m$  is called tournament size). In every tournament the best individual is chosen to be put into the new population.

On the fourth step the arithmetical crossover is used. The components of offspring are calculated as arithmetic mean of corresponding components of two parents.

### D. Quantization of the Path

After the polynomials coefficients specifying the route are found, it's necessary to get the sequence of route discrete points  $\mathbf{q}^0, \mathbf{q}^1, \dots, \mathbf{q}^T$ . The first point ( $\mathbf{q}^0$ ) is obtained from the initial values. The rest of points can be found using the following algorithm:

1.  $t = 0; i = 0$ .

2.  $t_H = 1$ .

3.  $t^* = \frac{t + t_H}{2}$ .

4. Find the point  $\mathbf{q}^*$  with coordinates  $(q_1^*, q_2^*, \dots, q_n^*)$  in whose neighborhood the trajectory is lying at the moment

$$t^*: q_j^* - \frac{\Delta q}{2} \leq q_j(t^*) < q_j^* + \frac{\Delta q}{2} \quad \forall j = \overline{1, n}$$

5. If  $\mathbf{q}^*$  equals  $\mathbf{q}^i$ , then  $t = t^*$ , go to Step 3.

6. If  $\mathbf{q}^*$  is not a neighbor of  $\mathbf{q}^i$ , then  $t_H = t^*$ , go to Step 3.

7. If  $\mathbf{q}^*$  is not forbidden, then go to Step 9.

8. If  $q_{ij} - \Delta q \leq q_j(t^*) \leq q_{ij} + \Delta q \quad \forall j = \overline{1, n}$ , where  $\mathbf{q}_{ij}^i$  are the coordinates of  $\mathbf{q}^i$ , then  $t = t^*$ , otherwise  $t_H = t^*$ , go to Step 3.

9.  $i = i + 1; \mathbf{q}^i = \mathbf{q}^*$ .

10. If  $\mathbf{q}^i = \mathbf{q}^T$ , then the algorithm is finished, otherwise go to Step 2.

## IV. EXPERIMENTAL RESULTS

Consider the following experimental set (Fig. 3). It is necessary to move a three-link manipulator from a start configuration  $\mathbf{q}^0 = (0; 6; 6)$  to a target configuration  $\mathbf{q}^T = (3.14; 6; 6)$ . For this manipulator  $q_1$  tells about movement in the first joint which is revoluted,  $q_2$  and  $q_3$  tell about movement in other two joints, they are sliding. The lengths of links are 60, 30 and 10 points respectively. There are four obstacles in the working area:  $O_1, O_2, O_3$  and  $O_4$ . The coordinates of the origins attached to the obstacles in the basic coordinate system are as follow.

$$\text{The first obstacle: } \begin{bmatrix} x_{O_1} \\ y_{O_1} \\ z_{O_1} \end{bmatrix} = \begin{bmatrix} 10 \\ 20 \\ 0 \end{bmatrix}$$

$$\text{The second obstacle: } \begin{bmatrix} x_{O_2} \\ y_{O_2} \\ z_{O_2} \end{bmatrix} = \begin{bmatrix} -20 \\ 35 \\ 0 \end{bmatrix}$$

$$\text{The third obstacle: } \begin{bmatrix} x_{O_3} \\ y_{O_3} \\ z_{O_3} \end{bmatrix} = \begin{bmatrix} 10 \\ -50 \\ 0 \end{bmatrix}$$

$$\text{The fourth obstacle: } \begin{bmatrix} x_{O_4} \\ y_{O_4} \\ z_{O_4} \end{bmatrix} = \begin{bmatrix} -20 \\ -85 \\ 0 \end{bmatrix}$$

The coordinates of point 6 of every obstacle in coordinate system attached to obstacles are as follow:

$$\text{The first obstacle: } \begin{bmatrix} x_6^{O_1} \\ y_6^{O_1} \\ z_6^{O_1} \end{bmatrix} = \begin{bmatrix} 30 \\ 30 \\ 45 \end{bmatrix}$$

$$\text{The second obstacle: } \begin{bmatrix} x_6^{O_2} \\ y_6^{O_2} \\ z_6^{O_2} \end{bmatrix} = \begin{bmatrix} 20 \\ 50 \\ 80 \end{bmatrix}$$

$$\text{The third obstacle: } \begin{bmatrix} x_6^{O_3} \\ y_6^{O_3} \\ z_6^{O_3} \end{bmatrix} = \begin{bmatrix} 30 \\ 30 \\ 45 \end{bmatrix}$$

The fourth obstacle: 
$$\begin{bmatrix} x_6 O_4 \\ y_6 O_4 \\ z_6 O_4 \end{bmatrix} = \begin{bmatrix} 20 \\ 50 \\ 80 \end{bmatrix}$$

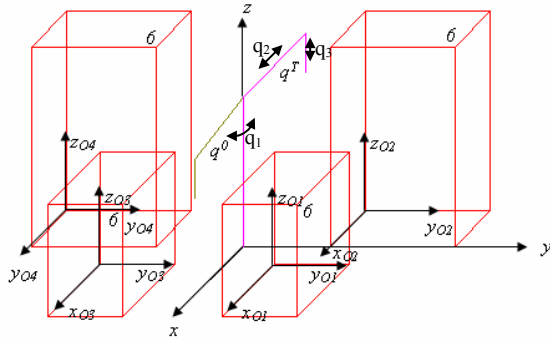


Fig. 3 Experimental set

There are the following limitations on the generalized coordinates:  $0 \leq q_i(t) \leq 6.28$ ,  $i = 1, 2, 3$ .

The parameters of algorithm are as follow:

1. Polynomial order  $s$ : 10.
2. Population size  $N$ : 100.
3. Number of generations: 100.
4. Probability of crossover  $P_C$ : 0,5.
5. Probability of mutation  $P_M$ : 0,1.
6. Tournament size  $m$ : 5.

The working time of the Algorithm2 depending on different *number\_of\_discretes* is given in the Table I. The value of one discrete is calculated as the difference between upper and lower bounds on  $\mathbf{q}(t)$  (that is 6.28) divided on the *number\_of\_discretes*.

The tests were done on the processor AMD Athlon XP 1800+ (1533 MHz). During experiments the value  $N_n$  in the Algorithm2 was equal to 0 for every  $n$ .

TABLE I  
EXPERIMENTAL RESULTS

<i>number_of_discretes</i>	Working time, seconds
40	39
45	44
60	53
80	66
120	87
180	82
240	86
360	100

The movement of the manipulator is shown on the Fig. 4.

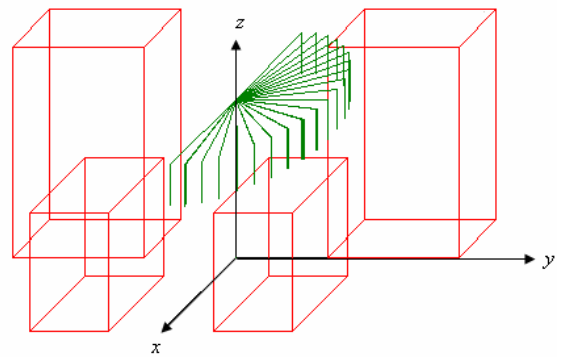


Fig. 4 The trajectory of the manipulator movement in the Cartesian space

## V. CONCLUSION

The Algorithm2 for a  $n$ -link manipulator movement amidst arbitrary unknown static obstacles for a case when a sensor system supplies information about local neighborhoods of different points in the configuration space was presented. The Algorithm2 guarantees the reaching of a target configuration in a finite number of steps. The Algorithm2 is reduced to a finite number of calls of a subroutine for planning a trajectory in the presence of known forbidden states. The polynomial approximation algorithm which is used as the subroutine was presented. The results of the Algorithm2 implementation were given.

During experiments the following advantages and disadvantages of the polynomial approximation algorithm were discovered:

1. Algorithm is applicable to the  $n$ -dimensional space.
2. Algorithm works well if a searched path is not too «snaky» curve, i.e. when the obstacles are grouped in big blocks and there are not many such blocks. If the configuration space is strongly encumbered, a path may be not found.
3. The quality of the algorithm's work depends on the chosen degree of the polynomial and the value of time discretis. Making these values bigger leads, from one side, to a possibility of finding complex trajectories, but from another side – makes the search time bigger.
4. If the robot, following the generated path, meets with unknown obstacle, it will be necessary to carry out the work of a trajectory finding from the very beginning, i.e. the previous preliminary trajectory is not used.

Here are the criteria which should be satisfied by an algorithm for the subroutine:

- It should be applicable to the  $n$ -dimensional case;
- It should guarantee finding a path in the presence of known forbidden states;
- In case of new call of the SUBROUTINE should be done the minimum work for finding a path in the presence of known forbidden states.

## REFERENCES

- [1] C. Ahrikhencheikh, A. Seireg, *Optimized-Motion Planning: Theory And Implementation*. John Wiley & Sons, Inc, 1994.
- [2] J. Barraquand, J.-C. Latombe, "Robot Motion Planning: A Distributed Representation Approach," *Int. J. of Rob. Res.*, Vol.10, №6, pp.628-649, December 1991.

- [3] V. A. Ilyin, *Intelligent Robots: Theory and Algorithms*. Krasnoyarsk. SAA, 1995 (in Russian).
- [4] S. M. LaValle, *Planning Algorithms*, 1999-2004. Available: <http://msl.cs.uiuc.edu/planning>
- [5] C. S. G. Lee "Robot Arm Kinematics, Dynamics and Control," *CompSAC 82: Proc. IEEE Comput. Soc. 6-th Int. Comput. Software And Appl. Conf.*, Chicago, Ill., Nov.8-12, 1982 - pp.601-610.
- [6] P. K. Lopatin, "Algorithm of a manipulator movement amidst unknown obstacles". *Proc. of the 10th International Conference on Advanced Robotics (ICAR 2001)*, August 22-25, 2001, Hotel Mercure Buda, Budapest, Hungary. pp.327-331.
- [7] P. K. Lopatin, "Algorithm2 for Dynamic Systems' Control in an Unknown Static Environment". *Herald of The Siberian state aerospace university named after academician M.F.Reshetnev / ed. prof. G.P.Belyakov; SibSAU. № 4(11)*. Krasnoyarsk. pp.28-32, 2006. (in Russian).
- [8] P. K. Lopatin, A. S. Yegorov, "Using the Forward Search and the Polynomial Approximation Algorithms for Manipulator's Control in an Unknown Environment", *Proceeding of the 2006 IEEE Conference on Automation Science and Engineering*. Shanghai, China, October 7-10, 2006. pp.216-221.
- [9] V. J. Lumelsky " Sensing, Intelligence, Motion : How Robots and Humans Move in an Unstructured World", John Wiley & Sons, 2006.
- [10] N. Nilson, *Problem-Solving Methods in Artificial Intelligence*. McGraw-Hill Book Company, New York, 1971.
- [11] F. Yegenoglu, A. M. Erkmen, H.E. Stephanou, "On-line Path Planning Under Uncertainty," *Proc. 27th IEEE Conf. Decis. and Contr.*, Austin, Tex., Dec.7-9, 1988. Vol.2, pp.1075-1079, New York (N.Y.), 1988.